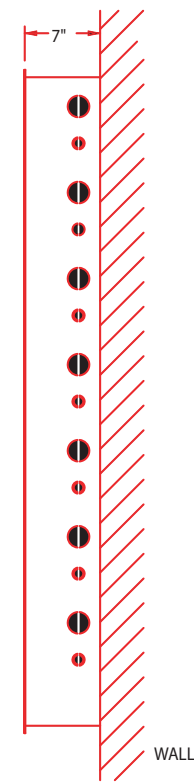
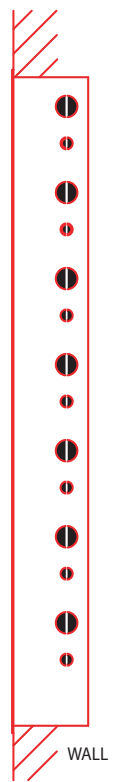


**NOTES**

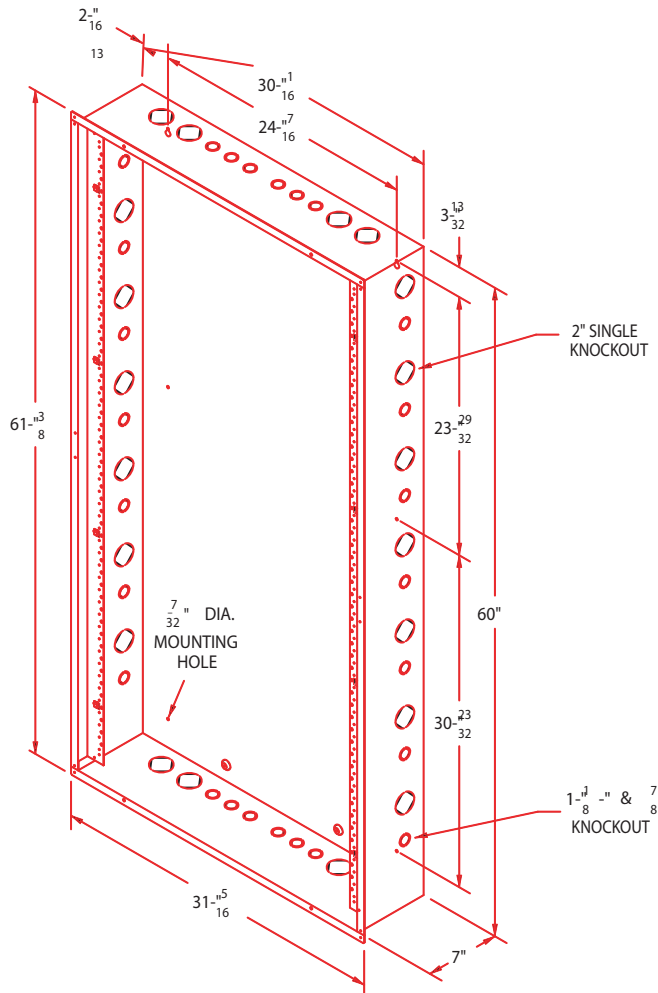
1. MATERIAL: 16GA (0.059") CRS
2. FINISH: PAINTED
3. ALLOW 4" GAP BETWEEN FLANGES OF THE BACKBOXES WHEN INSTALLING SIDE BY SIDE.
4. DOOR IS NOT SHOWN.  
FOR ALUMINUM DOOR (DOX-5014A), SEE LT-644.  
FOR STEEL DOOR (DOX-5014M), SEE LT-645.



**SURFACE  
(SIDE VIEW)**



**FLUSH  
(SIDE VIEW)**



**Lobby Control Center Backbox (Model: BB-5014)  
Installation Instruction and Dimensions**