



Description

Mircom's SIGSM-100 Signal and Speaker Silence Module is a compact electronic alarm appliance that is ideal for alarm signalling in individual rooms, apartments, hotels and offices where attractive appearance and dependable performance are prime concerns. The SIGSM-100 is used to silence a local alarm signal, such as a bell, horn or speaker (25V and 70V) within a suite. There are several applications for fully supervised or non-supervised bells, horns and speakers.

The SIGSM-100 Signal and Speaker Silence Module is equipped with a "Silence" push button and a red LED to indicate "active signal circuit" when lit. The push button allows the user to silence the local signals within the suite for a maximum of 10 minutes upon which the local signals will sound again until the signal circuit is inactive or the SIGSM-100 silence button is pressed again or the fire alarm panel is reset. Upon the fire alarm being reset, it takes approximately 45-60 seconds for the SIGSM-100 to reset. Silence of the controlled device(s) will not affect the other devices on the signalling circuits.

Features

- Silences a local fire alarm signal, such as a bell, horn or speaker (25V and 70V) within a suite
- "Silence" push button and red LED to indicate "active signal circuit"
- Applications for fully supervised or non-supervised bells, horns and speakers
- Polarized inputs for compatibility with standard reverse polarity supervision of circuit wiring by an alarm panel
- Flush or surface mounting options
- Available in an off-white finish

The SIGSM-100 is designed for easy installation with colour coded wire leads for fast connection. The front faceplate is ruggedly constructed of high impact thermoplastic and is available in an off-white to blend with any room decor.

The SIGSM-100 is compatible with the CSIS-202 and CNSIS-204 Conventional Signal Isolator Modules. Please refer to Cat. Sheet #5223 and #5224.

Note: When using a QX-5000 Zoned Audio System, a QRM-1001 Bell Cut Module must be used to silence the bell circuit for paging.

Installation Instructions

Mounts in a standard 4" square electrical box complete with a single gang plaster ring supplied by others.

Specifications

Dimensions: 4.49' (114mm) H x 2.73' (69.2mm) W

Current Draw: 30 mA @ 24 VDC

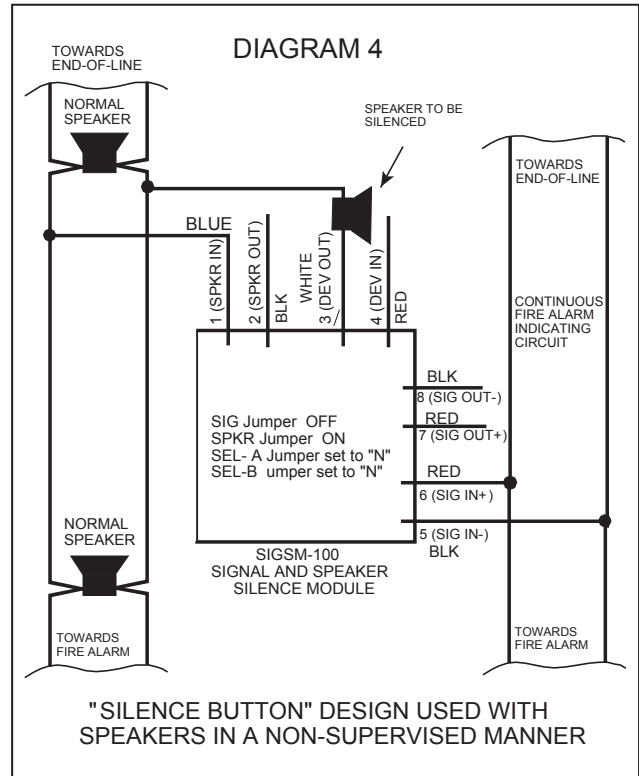
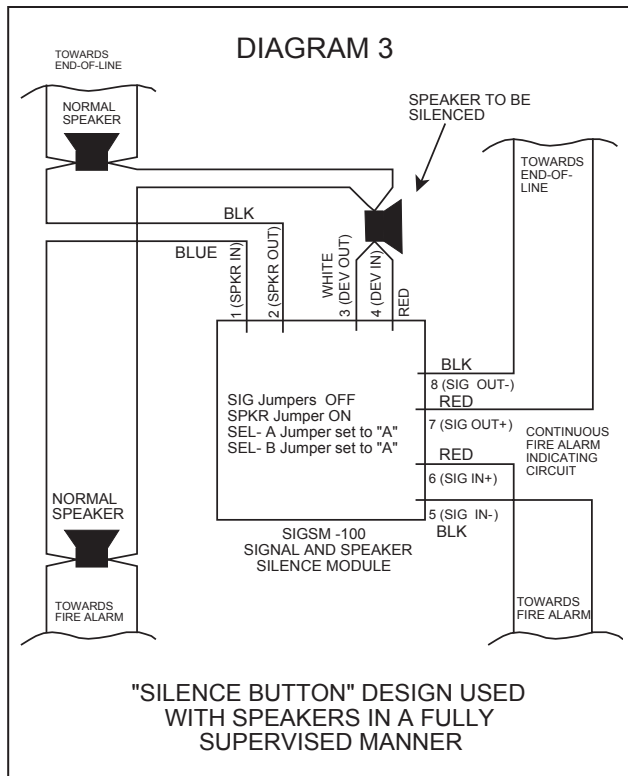
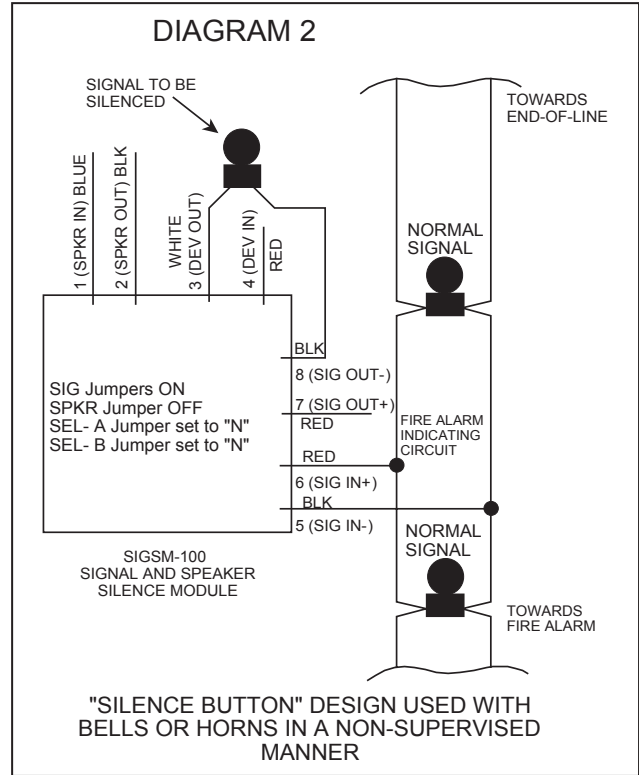
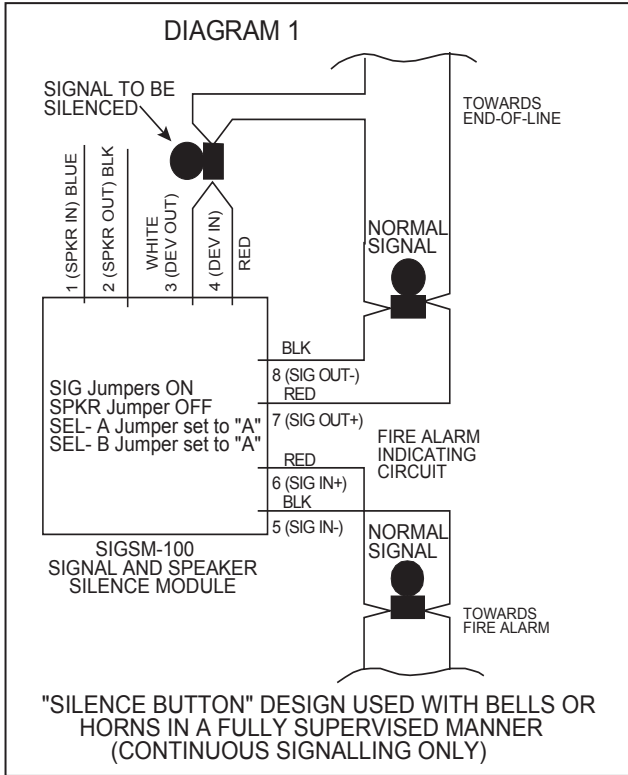


S5375

CATALOG NUMBER **5209**

NOT TO BE USED FOR INSTALLATION PURPOSES.

Typical Wiring Diagrams



NOT TO BE USED FOR INSTALLATION PURPOSES.



Canada
25 Interchange Way
Vaughan, Ontario L4K 5W3
Telephone: (905) 660-4655
Fax: (905) 660-4113

U.S.A.
4575 Witmer Industrial Estates
Niagara Falls, NY 14305
Toll Free: (888) 660-4655
Fax Toll Free: (888) 660-4113

Web page: <http://www.mircom.com> Email: mail@mircom.com

Distributed by:

