


## PRO-2000 RS-485 Interface Module



### Description

The RS-485 Interface Module easily snaps onto the PRO-2000 Series products to enable RS-485 MODBUS communication capabilities to compatible equipment.

The module has three RS-485 channels. A module with one RS-485 channel is also available.

The RS-485 module allows "multi drop" serial communication and can be used on the following PRO-2000 Series products:

- Communication Card mounted onto the backplane of the Display Unit (LCD Card)
- Communication Card mounted onto the backplane of the Processing Unit (MPU Card)

The RS-485 module has an optical interface to the system electronics and is powered by two isolated power supplies that greatly increases electrical noise immunity.

All inputs and outputs have full transient protection that guard against electrical and electrostatic discharges that can occur in the field.

Using the RS-485 Interface Module, a variety of detectors and devices equipped with the RS-485 MODBUS Interface can be connected to the PRO-2000 Series panel.

### Features

- Allows RS-485 MODBUS communication on PRO-2000 Series products
- Full transient protection on all inputs and outputs
- Opto-isolated interface to system electronics for increased electrical noise immunity
- Modular design for easy replacement by insertion into the receiver board's 72-pin socket
- One or three ports on each module

### Specifications

Electrical Specifications	
Input Voltage	5 VDC ± 0.3 VDC
Input Current	80 mA
RS-485 - Outputs and Inputs	
Output Transmitter Voltage	As per RS-485 standard
Input Receiver Voltage	As per RS-485 standard
Physical Specifications	
Length	4.25" (108 mm)
Width	1.275" (32.4 mm)
Thickness	0.75" (19.1 mm)
Weight	0.71 oz. (20 g)



S7010



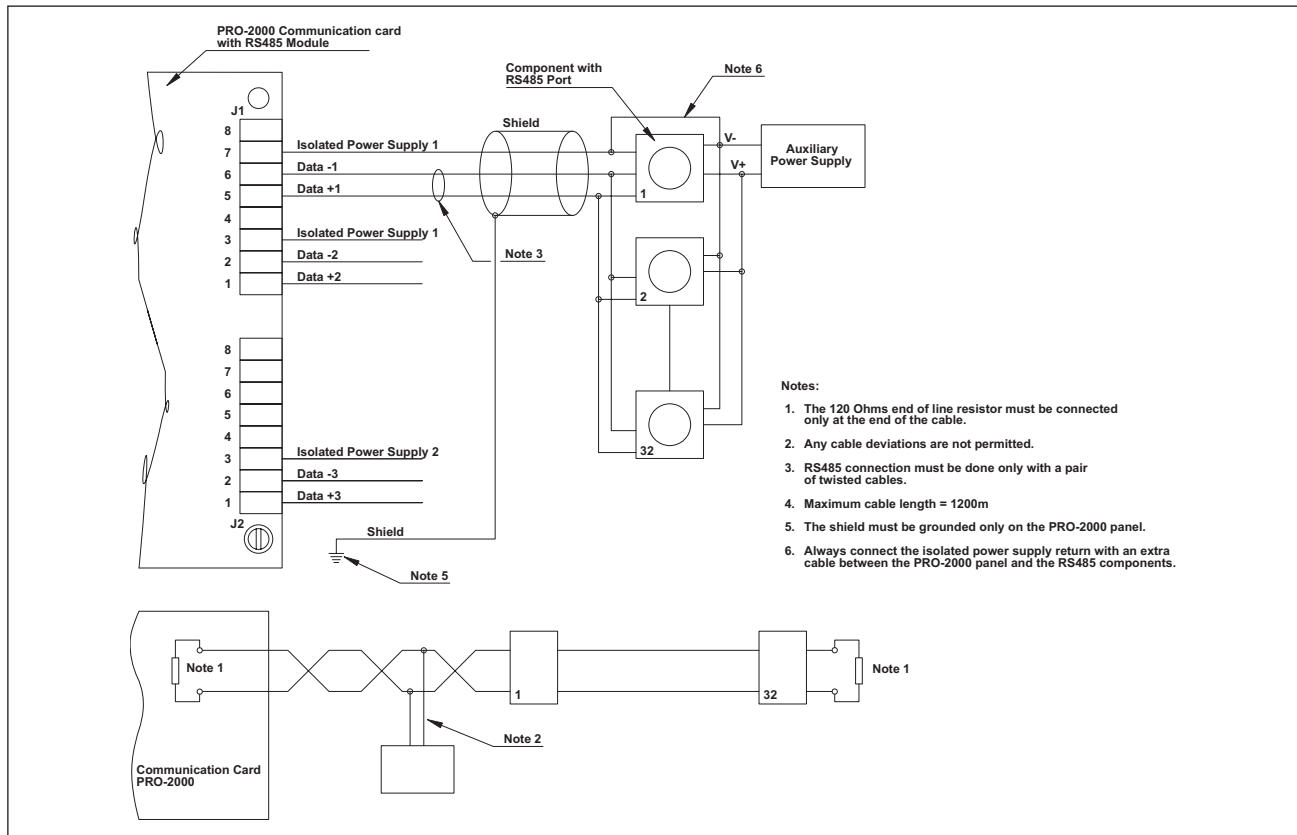
S7010

**USCG**  
161.002/41/1  
**ABS**

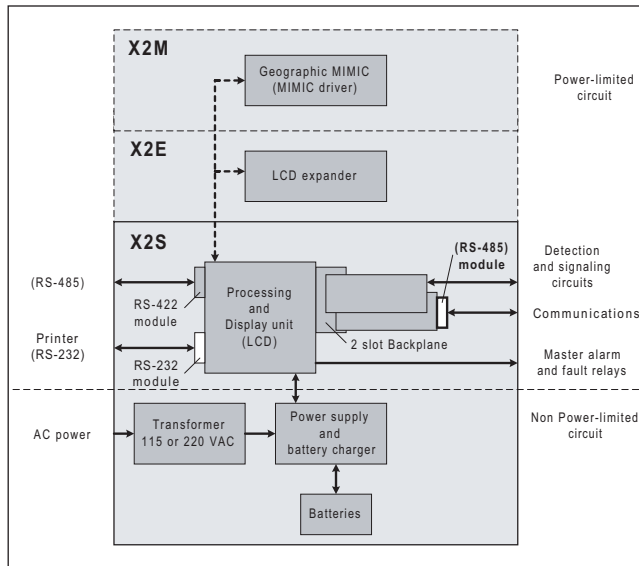
05-MO602743-X

**CCG**  
Accepted

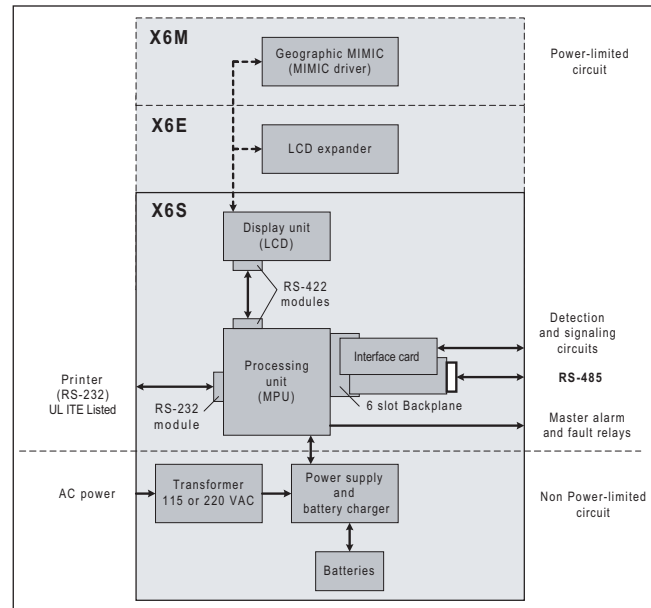
# RS-485 Interface Module Typical Connection Diagram



## RS-485 Interface Module Connected to an X2 Type Panel



## RS-485 Interface Module Connected to an X6 Type Panel



## Ordering Information

Model Number	Description
PCA-14508-00	PRO-2000 RS-485 Interface Module
PCA-14508-01	PRO-2000 RS-485 Interface Module, One Channel
PCA-14508-02	PRO-2000 RS-485 Interface Module, Coated, Marine
PCA-14508-03	PRO-2000 RS-485 Interface Module, 1 Channel, Coated, Marine