

## FX-2000 SERIES

## PROGRAMMABLE MODULES

The FX-2000 Analog Fire Alarm Control Panel supports Programmable modules which can be connected either internally to the fire alarm panel or externally via the RAX-LCD Remote Shared Display. Connection to the RAX-LCD allows for unique configurations for a specific remote location.

### RAX-LCD Remote Shared Display


The RAX-LCD Remote Shared Display is a remote annunciator that provides the same functions as the main display on the fire alarm control panel, less 16 zone LEDs. It is equipped with a large 4 line x 20 character back-lit alphanumeric LCD display which uses a simple menu system complete with a directional keypad and switches for Enter, Menu, Cancel and Info. It also has 4 Alarm Queue switches and LEDs as well as common control switches and LEDs for Signal Silence, Fire Drill, System Reset, Lamp Test, General Alarm and Acknowledge. The RAX-LCD can be programmed to show different points than the main panel. In addition to being a remote annunciator, the RAX-LCD can also be used as a driver module for standard LED annunciation or reduced zone annunciation (different from the main panel annunciation), graphic drivers programmed different from the main annunciators, programmable switch modules with their unique configuration and fan damper control also with their unique configuration. Each time a different type of annunciation configuration is required or a different location is required an additional RAX-LCD will be needed. The RAX-LCD allows for the control switches to be disabled on a per function basis (via laptop configurator) for areas that do not require certain Common Control functions to be remotely located from the Fire Alarm Control Panel. The RAX-LCD occupies one display position in the BB-1000 or BB-5000 enclosures.



RAX-LCD mounted in a BB-1001R enclosure

### RAX-1048 Programmable Zone LED Annunciator Module

The RAX-1048 Programmable Zone LED Annunciator Module provides 48 programmable bi-coloured LEDs. The RAX-1048 is used if additional LED zone annunciation is required. The addressable points can be grouped together to light one LED, or they can be part of many groups and therefore may turn on many LEDs. The circuits can be selected as either Alarm to illuminate the red LED or for Supervisory to illuminate the amber LED. Any zone trouble condition will be displayed on the Shared Display. The RAX-1048 can be connected to the main panel or it can be connected to the RAX-LCD Remote Shared Display if a programmable remote LED annunciator is required. It takes up two frames when connected to either the main or remote shared display. The RAX-1048 is used in conjunction with the RAX-LCD when a different type of annunciation configuration or a different location is required. The RAX-1048 occupies one display position in the BB-1000 or BB-5000 enclosures.



**MECA**  
approved  
313-97-E

7165-1477:111  
(RAX-1048, IPS-2424  
& FDX-008)  
7120-1477:107  
(RAX-LCD)




CATALOG NUMBER

**5912**


NOT TO BE USED FOR INSTALLATION PURPOSES.

Mircom reserves the right to make changes at any time without notice in prices, colours, materials, components, equipment, specifications and models and also to discontinue models.



## FDX-008 Fan Damper Module

The FDX-008 Fan Damper Module provides individually programmed circuits which can be used for fan or damper control. Each circuit has a slide-in label, a three position selector switch, green "run or open" LED and an amber "off or closed" LED. The three-position selector switch has a centre "auto" position, a left "off or close" position and a right "on or open" position. In the 'auto' position the fan or damper follows the fire alarm programming when an alarm occurs. When the switch is turned to the 'off' position the fan or damper is turned 'off or closed'. If the fan or damper is normally 'on or open' it will turn 'off or close' when the switch is moved to the 'off' position. When the switch is moved to the 'on' position the fan or damper is turned 'on or open'. If the fan or damper is normally 'off or closed' it will turn 'on or open' when the switch is moved to the 'on' position. The 'on', 'off' and the 'auto' positions are configurable to remote addressable output modules (MIX-M500CH) and can be configured for normally 'on or off' fans or normally 'open or closed' dampers. The LEDs can be controlled from the program or by proving switches through mini input modules (MIX-M501M). The FDX-008 can be connected to the main panel or it can be connected to the RAX-LCD Remote Shared Display when a different type of fan/damper configuration or a different location is required. The FDX-008 takes up one frame when connected to the main or remote shared display. The FDX-008 occupies one display position in the BB-1000 or BB-5000 enclosures.



## IPS-2424 Programmable Input Switches Module

The IPS-2424 Programmable Input Switches Module, which provides 24 programmable switches complete with bi-coloured LEDs and slide-in labels, can be configured for ancillary functions such as zone by-pass or added common control functions. In a zone by-pass configuration, a group of addressable devices or hardwired circuits can be assigned to a programmable switch and when the switch is operated, those devices or zones are by-passed. The switches operate in a toggle operation for on and off. There are two LEDs for each switch; one for selection, the other is bi-coloured to indicate point status when the switch is returned to normal (unbypassed) position. The bi-coloured LED will flash red to indicate an alarm or it will flash amber to indicate that a supervisory alarm will be processed when the switch is returned to normal (unbypassed) position. The IPS-2424 can be connected to the main panel or it can be connected to the RAX-LCD Remote Shared Display if unique programmable input switches are required for a specific location. The IPS-2424 takes up two frames when connected to the main or remote shared display. The IPS-2424 occupies one display position in the BB-1000 or BB-5000 enclosures.

### Ordering Information

Model	Description	Standby	Alarm
RAX-LCD	Remote Shared Display	100 mA	150 mA
RAX-1048	Programmable Zone LED Annunciator Module	15 mA	100 mA
IPS-2424	Programmable Input Switches Module	10 mA	144 mA
FDX-008	Fan Damper Module	10 mA	100 mA

NOT TO BE USED FOR INSTALLATION PURPOSES.



**Canada**  
 25 Interchange Way  
 Vaughan, Ontario L4K 5W3  
 Telephone: (905) 660-4655  
 Fax: (905) 660-4113

**U.S.A.**  
 4575 Witmer Industrial Estates  
 Niagara Falls, NY 14305  
 Toll Free: (888) 660-4655  
 Fax Toll Free: (888) 660-4113

Web page: <http://www.mircom.com> Email: [mail@mircom.com](mailto:mail@mircom.com)

Distributed by:



CAT. 5912  
 Rev. 5